


Cultural Heritage Viewpoint 1: Knockinculloch, enclosures on E slope of, 600m NW of Glenalla (SM 3357)
 Figure 11.3a
 Knockcronal Wind Farm

OS reference: 234260 E 600526 N
 Eye level: 301.1 m AOD
 Direction of view: 109.0°
 Nearest turbine: 2.7 km

Horizontal field of view: 53.5° (planar projection)
 Principal distance: 812.5 mm
 Paper size: 841 x 297 mm (half A1)
 Correct printed image size: 820 x 260 mm




Wireline drawing

Cultural Heritage Viewpoint 1: Knockinculloch, enclosures on E slope of, 600m NW of Glenalla (SM 3357)
 Figure 11.3b
 Knockcronal Wind Farm

OS reference: 234260 E 600526 N
 Eye level: 301.1 m AOD
 Direction of view: 109.0°
 Nearest turbine: 2.7 km

Horizontal field of view: 90° (cylindrical projection)
 Principal distance: 522 mm
 Paper size: 841 x 297 mm (half A1)
 Correct printed image size: 820 x 130 mm




Wireline drawing

Cultural Heritage Viewpoint 1: Knockinculloch, enclosures on E slope of, 600m NW of Glenalla (SM 3357)
 Figure 11.3c
 Knockcronal Wind Farm

OS reference: 234260 E 600526 N
 Eye level: 301.1 m AOD
 Direction of view: 199.0°
 Nearest turbine: 2.7 km

Horizontal field of view: 90° (cylindrical projection)
 Principal distance: 522 mm
 Paper size: 841 x 297 mm (half A1)
 Correct printed image size: 820 x 130 mm




Wireline drawing

Cultural Heritage Viewpoint 1: Knockinculloch, enclosures on E slope of, 600m NW of Glenalla (SM 3357)
 Figure 11.3d
 Knockcronal Wind Farm

OS reference: 234260 E 600526 N
Eye level: 301.1 m AOD
Direction of view: 289.0°
Nearest turbine: 2.7 km

Horizontal field of view: 90° (cylindrical projection)
Principal distance: 522 mm
Paper size: 841 x 297 mm (half A1)
Correct printed image size: 820 x 130 mm



Wireline drawing

Cultural Heritage Viewpoint 1: Knockinculloch, enclosures on E slope of, 600m NW of Glenalla (SM 3357)
Figure 11.3e
Knockcronal Wind Farm

OS reference: 234260 E 600526 N
Eye level: 301.1 m AOD
Direction of view: 19.0°
Nearest turbine: 2.7 km

Horizontal field of view: 90° (cylindrical projection)
Principal distance: 522 mm
Paper size: 841 x 297 mm (half A1)
Correct printed image size: 820 x 130 mm